



BRAIN BOOST

Where Learning and Play Come Together!

ENVIRONMENTAL SCIENCE & GENERAL AWARENESS

WORKSHEET

LKG



- Good habits and manners.
- Project on collecting a few living and non-living things
- Introduction to traffic rules and safety
- Parts of the body

About Myself

- Myself
- My Body Parts
- My Family
- My Birthday
- My Home
- My School

Safety

- At home
- On the road
- At the Playground

People Who Help Us

- Doctor
- Teacher
- Policeman
- Postman
- Carpenter
- Farmer

Transport

- Road
- Rail
- Air

Seasons

- Summer • Winter
- Rainy

Animal

- Wild • Domestic
- Water • Pet

Classify

- Same
- Different
- Same and different
- Classify shapes by colour
- Classify and sort by colour
- Classify and sort by shape

Activities & Awareness

- Fruits, Vegetables, Animals
- Flowers
- Maze Activities
- Domestic & Wilds Animals
- Fish
- Hygien Objects
- Clean & Dirty water acitivity
- Traffic Signals
- Food Habits
(Breakfast/Lunch/Dinner)
- Kitchen objects
- Electronics objects uses
- Public Transport Vehicals
- Festivals







* Topics covered in these worksheets are based on government syllabus of ICSE and CBSE board.
* We provide only publication of 3 to 7 years kids educational worksheets. We are not working with any institutions, schools or coaching.
* We prepare this worksheet based on different standard sources.
* Subjects to Rajkot jurisdiction.

Name :

Date :









Look at the picture on the left side and identify its color
Choose your answer by clicking the boxes on the right side



Name :

Date :


Trace the word and speak



Name :

Date :

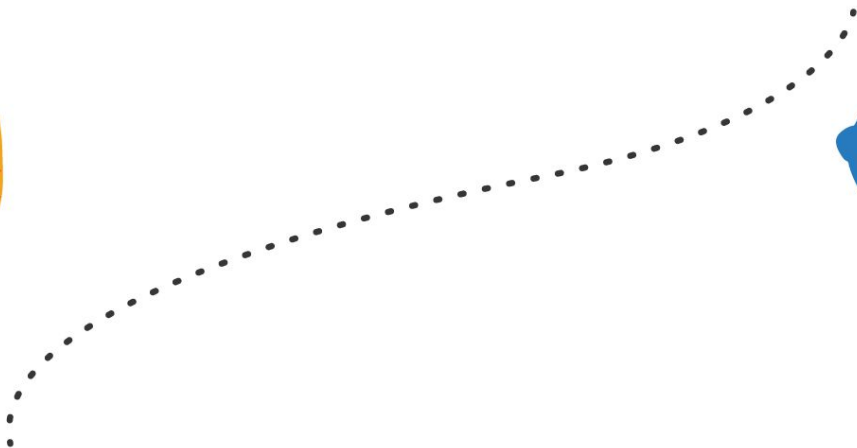




Draw a line to connect all the fruits to the middle



Name :

Date :

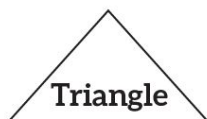

Draw a line to match the fruits with their shadow



Name :

Date :

According to the chart apply color in each shape



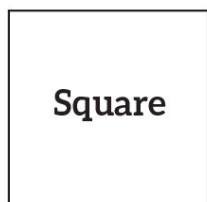
Triangle

= Red



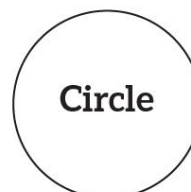
Rectangle

= Green



Square

= Blue



Circle

= Yellow